



AGIH4500



AGIV6000

AGI4500/6000

Robust air curtain for large industrial doors

Recommended installation height *

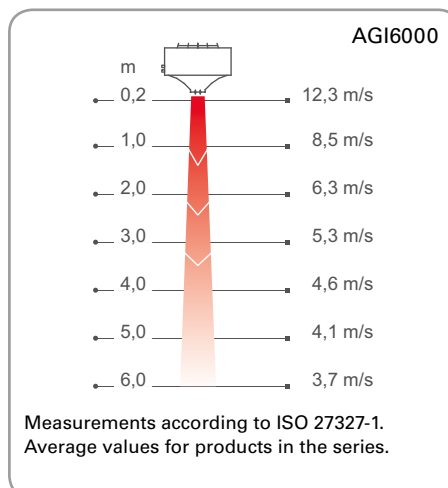
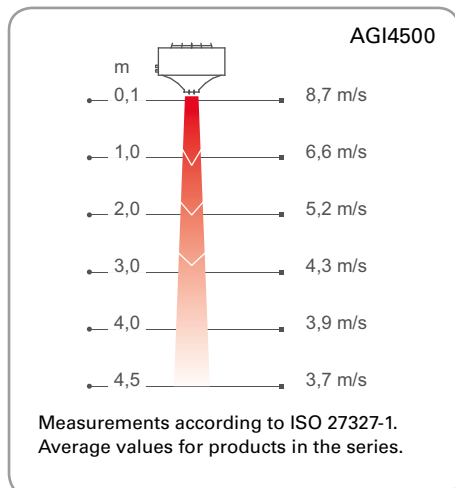
AGI4500: 4,5 m

AGI6000: 6 m

AGI is a robust air curtain intended for vertical or horizontal installation in large doorways such as logistic centres, loading bays and warehouses. With its powerful fans and high enclosure classification it is specially suitable for industrial environments.

- Simple suspension using fixing nuts on the upper side for installation with threaded rod.
- Recommended installation width 6-8 m (2 units, one on each side).
- Adjustable outlet grille makes it possible to direct the air for optimum air curtain effect.
- AGI4500: Corrosion proof housing made of aluzinc coated steel panels.
AGI6000: Corrosion proof housing made of hot zinc-plate and powder enamelled steel panels.
Colour: grey, RAL9006.

Air velocity profile



*) Recommended installation height and width varies depending on the relevant premises.

Horizontal mounting - Recommended installation height 4,5 m

☼ Ambient, no heat - AGIH4500 A (IP54)

Type	Output [kW]	Airflow [m ³ /h]	Sound power* ¹ [dB(A)]	Sound pressure* ² [dB(A)]	Voltage motor [V]	Amperage motor [A]	Length [mm]	Weight [kg]
AGIH4515A	0	5500	75	59	400V3~	1,1	1500	70
AGIH4520A	0	7300	76	60	400V3~	1,5	2000	90
AGIH4525A	0	9100	77	61	400V3~	1,9	2500	110
AGIH4530A	0	10900	78	62	400V3~	2,2	3000	130

💧 Water heat - AGIH4500 WL, coil for low water temperature (≤80 °C) (IP54)

Type	Output* ⁴ [kW]	Airflow [m ³ /h]	Δt* ^{3,4} [°C]	Water volume [l]	Sound power* ¹ [dB(A)]	Sound pressure* ² [dB(A)]	Voltage motor [V]	Amperage motor [A]	Length [mm]	Weight [kg]
AGIH4515WL	25	5500	13	7,2	75	59	400V3~	1,1	1500	109
AGIH4520WL	35	7300	14	9,7	76	60	400V3~	1,5	2000	141
AGIH4525WL	46	9100	15	12,3	77	61	400V3~	1,9	2500	174
AGIH4530WL	55	10900	15	14,6	78	62	400V3~	2,2	3000	212

💧 Water heat - AGIH4500 WH, coil for high temperature water (≥80 °C) (IP54)

Type	Output* ⁵ [kW]	Airflow [m ³ /h]	Δt* ^{3,5} [°C]	Water volume [l]	Sound power* ¹ [dB(A)]	Sound pressure* ² [dB(A)]	Voltage motor [V]	Amperage motor [A]	Length [mm]	Weight [kg]
AGIH4515WH	34	5500	23	5,0	75	59	400V3~	1,1	1500	97
AGIH4520WH	48	7300	24	6,6	76	60	400V3~	1,5	2000	125
AGIH4525WH	62	9100	24	8,3	77	61	400V3~	1,9	2500	154
AGIH4530WH	74	10900	24	9,9	78	62	400V3~	2,2	3000	186

Vertical mounting - Recommended installation width 6 m

☼ Ambient, no heat - AGIV4500 A (IP54)

Type	Output [kW]	Airflow [m ³ /h]	Sound power* ¹ [dB(A)]	Sound pressure* ² [dB(A)]	Voltage motor [V]	Amperage motor [A]	Height [mm]	Weight [kg]
AGIVR4515A* ⁶	0	5500	75	59	400V3~	1,1	1550	75
AGIVR4520A* ⁶	0	7300	76	60	400V3~	1,5	2050	95
AGIVR4525A* ⁶	0	9100	77	61	400V3~	1,9	2550	115
AGIVR4530A* ⁶	0	10900	78	62	400V3~	2,2	3050	135

💧 Water heat - AGIV4500 WL, coil for low water temperature (≤80 °C) (IP54)

Type	Output* ⁴ [kW]	Airflow [m ³ /h]	Δt* ^{3,4} [°C]	Water volume [l]	Sound power* ¹ [dB(A)]	Sound pressure* ² [dB(A)]	Voltage motor [V]	Amperage motor [A]	Height [mm]	Weight [kg]
AGIVR4515WL* ⁶	25	5500	13	7,2	75	59	400V3~	1,1	1550	114
AGIVR4520WL* ⁶	35	7300	14	9,7	76	60	400V3~	1,5	2050	146
AGIVR4525WL* ⁶	46	9100	15	12,3	77	61	400V3~	1,9	2550	179
AGIVR4530WL* ⁶	55	10900	15	14,6	78	62	400V3~	2,2	3050	217

💧 Water heat - AGIV4500 WH, coil for high temperature water (≥80 °C) (IP54)

Type	Output* ⁵ [kW]	Airflow [m ³ /h]	Δt* ^{3,5} [°C]	Water volume [l]	Sound power* ¹ [dB(A)]	Sound pressure* ² [dB(A)]	Voltage motor [V]	Amperage motor [A]	Height [mm]	Weight [kg]
AGIVR4515WH* ⁶	34	5500	23	5,0	75	59	400V3~	1,1	1550	102
AGIVR4520WH* ⁶	48	7300	24	6,6	76	60	400V3~	1,5	2050	130
AGIVR4525WH* ⁶	62	9100	24	8,3	77	61	400V3~	1,9	2550	159
AGIVR4530WH* ⁶	74	10900	24	9,9	78	62	400V3~	2,2	3050	191

*1) Sound power (L_{WA}) measurements according to ISO 27327-2: 2014, Installation type E.

*2) Sound pressure (L_{pA}). Conditions: Distance to the unit 5 metres. Directional factor: 2. Equivalent absorption area: 200 m².

*3) Δt = temperature rise of passing air at maximum heat output and highest airflow.

*4) Applicable at water temperature 60/40 °C, air temperature, in +18 °C.

*5) Applicable at water temperature 80/60 °C, air temperature, in +18 °C.

*6) The standard vertical unit (VR) is placed on the right side of the opening, seen from the inside of the building. Vertical units to be placed on the left side (VL) can be ordered as AGIVL45xxxx.

Approved for 380V/3ph/60Hz. Product performance for 380V/3ph/60Hz will differ from stated data.

Horizontal mounting - Recommended installation height 6 m

🌀 Ambient, no heat - AGIH6000 A (IP54)

Type	Output [kW]	Airflow [m ³ /h]	Sound power* ¹ [dB(A)]	Sound pressure* ² [dB(A)]	Voltage motor [V]	Amperage motor [A]	Length [mm]	Weight [kg]
AGIH6012A	0	6600	85	69	400V3~	2,0	1200	51
AGIH6018A	0	9600	87	71	400V3~	2,8	1800	75
AGIH6024A	0	12600	88	72	400V3~	3,7	2400	97
AGIH6030A	0	15600	89	73	400V3~	4,7	3000	120

💧 Water heat - AGIH6000 WL, coil for low water temperature (≤80 °C) (IP54)

Type	Output* ⁴ [kW]	Airflow [m ³ /h]	Δt* ^{3,4} [°C]	Water volume [l]	Sound power* ¹ [dB(A)]	Sound pressure* ² [dB(A)]	Voltage motor [V]	Amperage motor [A]	Length [mm]	Weight [kg]
AGIH6012WL	33	6600	15	6,6	85	69	400V3~	2,0	1200	72
AGIH6018WL	46	9600	14	10,1	87	71	400V3~	2,8	1800	112
AGIH6024WL	61	12600	14	14,0	88	72	400V3~	3,7	2400	150
AGIH6030WL	77	15600	14	17,6	89	73	400V3~	4,7	3000	185

💧 Water heat - AGIH6000 WH, coil for high temperature water (≥80 °C) (IP54)

Type	Output* ⁵ [kW]	Airflow [m ³ /h]	Δt* ^{3,5} [°C]	Water volume [l]	Sound power* ¹ [dB(A)]	Sound pressure* ² [dB(A)]	Voltage motor [V]	Amperage motor [A]	Length [mm]	Weight [kg]
AGIH6012WH	39	6600	17	4,6	85	69	400V3~	2,0	1200	65
AGIH6018WH	58	9600	18	7,0	87	71	400V3~	2,8	1800	98
AGIH6024WH	78	12600	18	9,5	88	72	400V3~	3,7	2400	128
AGIH6030WH	97	15600	18	12,0	89	73	400V3~	4,7	3000	158

Vertical mounting - Recommended installation width 8 m

🌀 Ambient, no heat - AGIV6000 A (IP54)

Type	Output [kW]	Airflow [m ³ /h]	Sound power* ¹ [dB(A)]	Sound pressure* ² [dB(A)]	Voltage motor [V]	Amperage motor [A]	Height [mm]	Weight [kg]
AGIV6012A	0	6600	85	69	400V3~	2,0	1250	56
AGIV6018A	0	9600	87	71	400V3~	2,8	1850	80
AGIV6024A	0	12600	88	72	400V3~	3,7	2450	102
AGIV6030A	0	15600	89	73	400V3~	4,7	3050	125

💧 Water heat - AGIV6000 WL, coil for low water temperature (≤80 °C) (IP54)

Type	Output* ⁴ [kW]	Airflow [m ³ /h]	Δt* ^{3,4} [°C]	Water volume [l]	Sound power* ¹ [dB(A)]	Sound pressure* ² [dB(A)]	Voltage motor [V]	Amperage motor [A]	Height [mm]	Weight [kg]
AGIV6012WL	33	6600	15	6,6	85	69	400V3~	2,0	1250	77
AGIV6018WL	46	9600	14	10,1	87	71	400V3~	2,8	1850	119
AGIV6024WL	61	12600	14	14,0	88	72	400V3~	3,7	2450	157
AGIV6030WL	77	15600	14	17,6	89	73	400V3~	4,7	3050	192

💧 Water heat - AGIV6000 WH, coil for high temperature water (≥80 °C) (IP54)

Type	Output* ⁴ [kW]	Airflow [m ³ /h]	Δt* ^{3,4} [°C]	Water volume [l]	Sound power* ¹ [dB(A)]	Sound pressure* ² [dB(A)]	Voltage motor [V]	Amperage motor [A]	Height [mm]	Weight [kg]
AGIV6012WH	39	6600	17	4,6	85	69	400V3~	2,0	1250	70
AGIV6018WH	58	9600	18	7,0	87	71	400V3~	2,8	1850	103
AGIV6024WH	78	12600	18	9,5	88	72	400V3~	3,7	2450	133
AGIV6030WH	97	15600	18	12,0	89	73	400V3~	4,7	3050	163

*1) Sound power (L_{WA}) measurements according to ISO 27327-2: 2014, Installation type E.

*2) Sound pressure (L_{pA}). Conditions: Distance to the unit 5 metres. Directional factor: 2. Equivalent absorption area: 200 m².

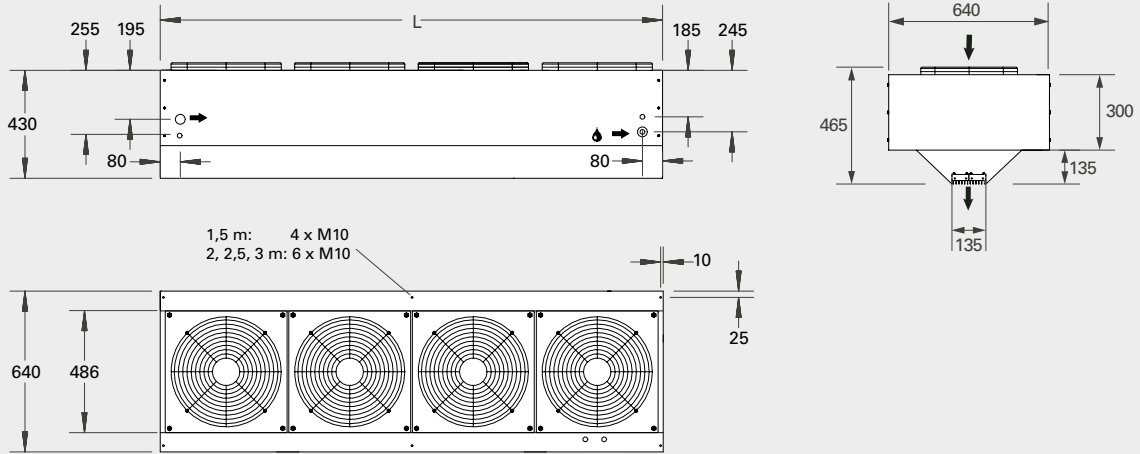
*3) Δt = temperature rise of passing air at maximum heat output and highest airflow.

*4) Applicable at water temperature 60/40 °C, air temperature, in +18 °C.

*5) Applicable at water temperature 80/60 °C, air temperature, in +18 °C.

Dimensions AGI4500

Horizontal mounting

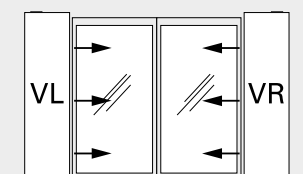
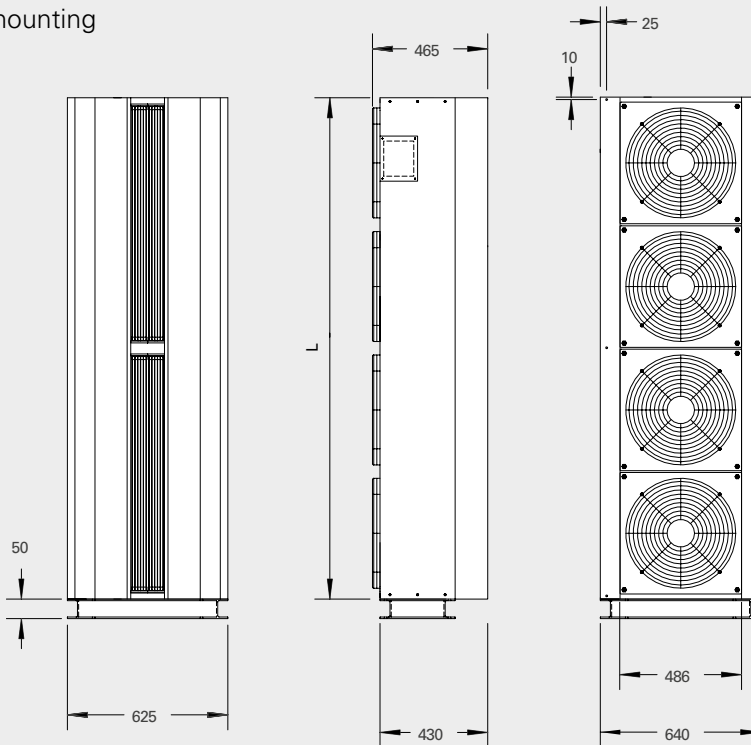


Connection dimensions, inside thread

AGI4515	DN25 (1")
AGI4520	DN25 (1")
AGI4525	DN25 (1")
AGI4530	DN25 (1")

	L [mm]
AGI4515	1500
AGI4520	2000
AGI4525	2500
AGI4530	3000

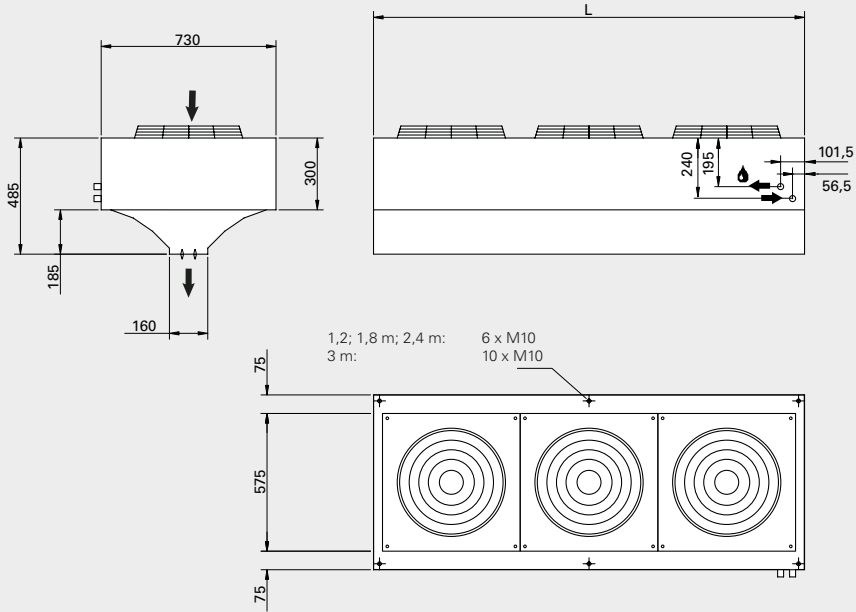
Vertical mounting



The standard vertical unit (VR) is placed on the right side of the opening, seen from the inside of the building. Vertical units to be placed on the left side (VL) can be ordered as AGIVL45xxxx.

Dimensions AGI6000

Horizontal mounting



Connection dimensions, inside thread

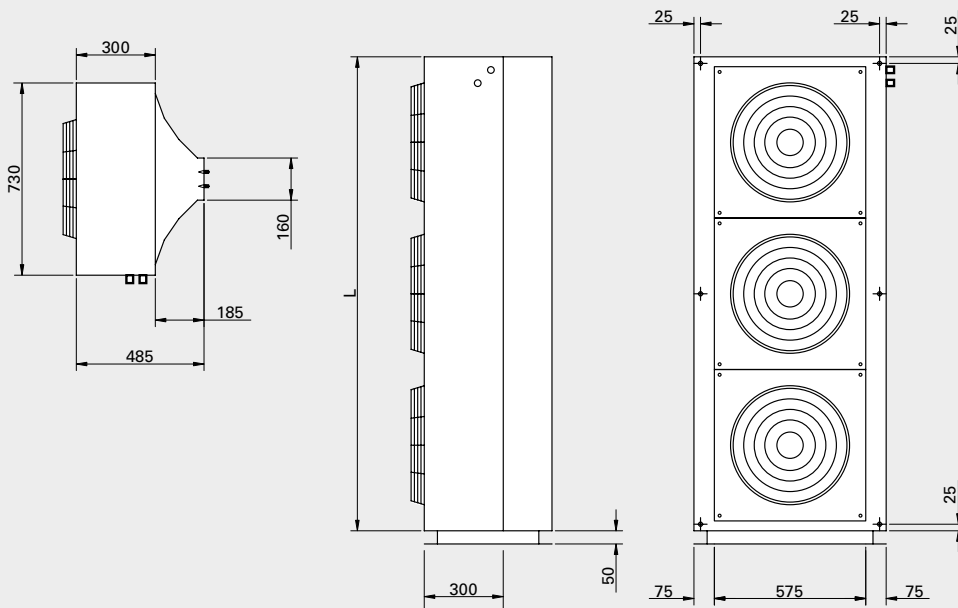
AGI6012	DN25 (1")
AGI6018	DN25 (1")
AGI6024	DN25 (1")
AGI6030	DN32 (1 1/4")

L

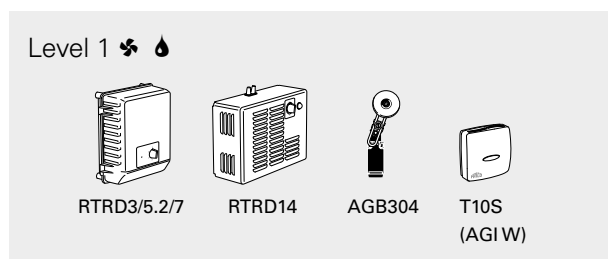
[mm]

AGI6012	1200
AGI6018	1800
AGI6024	2400
AGI6030	3000

Vertical mounting



Control options



✿ Unit without heating

Level 1

Airflow is set manually. The position limit switch regulates the airflow on/off.

Control kit:

- RTRD, 5-step fan speed control.
- AGB304, position limit switch.

💧 Unit with water heating

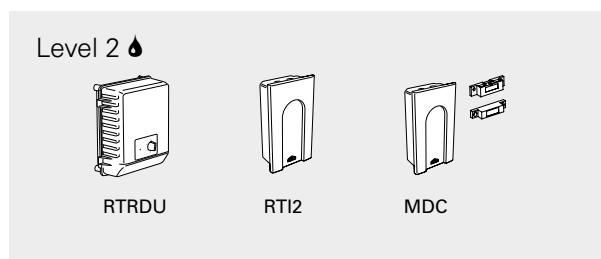
Level 1

Airflow is set manually. The position limit switch regulates the airflow on/off. Room thermostat controls the heat output via actuator/valve on/off.

Control kit:

- RTRD, 5-step fan speed control.
- AGB304, position limit switch.
- T10S, room thermostat IP30.

Note! A valve set VRS25 (option: TVVS25 with SD20) should be added for a complete control kit.



💧 Unit with water heating

Level 2

Airflow and heat output are controlled automatically based on the opening of the door and the room temperature. When the door is open the fan runs at high speed, when the door closes the fan will continue to run at high speed for the desired time (2s–10 min.) set on MDC. When the door is closed the fan runs at low speed if there is a need for heating, if not the fan is switched off.

The room thermostat controls the heat output on/off.

E.g. the thermostat is set on 23 °C and the difference between the steps 4 °C. The thermostat will activate below 19 °C when the door is closed. When the door opens, the thermostat will activate below 23 °C and normally the heat is switched on.

Control kit:

- RTRDU, 5-step fan speed control, high/low speed.
- MDC, magnetic door contact with a time relay.
- RTI2, electronic 2-step thermostat.

Note! A valve set VRS25 (option: TVVS25 with SD20) should be added for a complete control kit.

Type	Description	HxWxD [mm]
RTRD3	5-step fan speed control, 3 A, IP54	323x270x163
RTRD5.2	5-step fan speed control, 5,2 A, IP54	323x270x163
RTRD7	5-step fan speed control, 7 A, IP21	323x270x163
RTRD14	5-step fan speed control, 14 A, IP21	290x450x165
RTRDU7	5-step fan speed control, high/low speed, 7 A, IP21	323x270x163
T10S	Electronic thermostat, IP30	80x80x31
RTI2	Electronic 2-step room thermostat, IP44	155x87x43
AGB304	Position limit switch, IP67	
MDC	Magnetic door contact with time relay, IP44	155x87x43
MDCDC	Magnetic door contact	
VRS20	Valve kit DN20	
VRS25	Valve kit DN25	
TVVS20	2-way control valve DN20	
TVVS25	2-way control valve DN25	
SD20	Actuator 230V~	

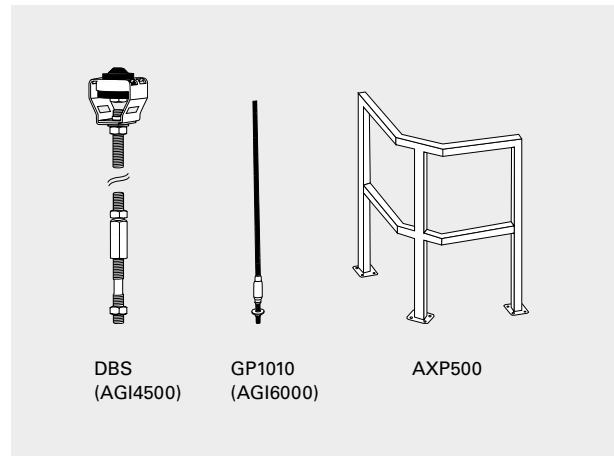
For further information and options, see the "Controls" section.

Accessories

DBS, threaded bars with damper
Threaded bars with damper for mounting in ceilings.
Length 1 m. DBS10: M10. (AGI4500)

GP1010, threaded bar
Threaded bar for mounting in ceilings. Length 1 m.
M10. Six are required for 1.2, 1.8 and 2.4 metre units
and 3 metre units need ten. (AGI6000)

AXP500, collision protection
Floor placed protection against impact from e.g.
forklifts. Height 1 m. Colour: red, other colours on
request.



Type	Description	Quantity included	Length
DBS10-4	Threaded bar with damper for AGI4515	4	1 m
DBS10-6	Threaded bar with damper for AGI4520/4525/4530	6	1 m
GP1010	Threaded bar for AGI6000	1	1 m
AXP500	Collision protection	1	1 m

For mounting, connection, wiring diagrams and other technical information, please see the manual.

